

urban TURTLE

designed to sprint

Installation Guide

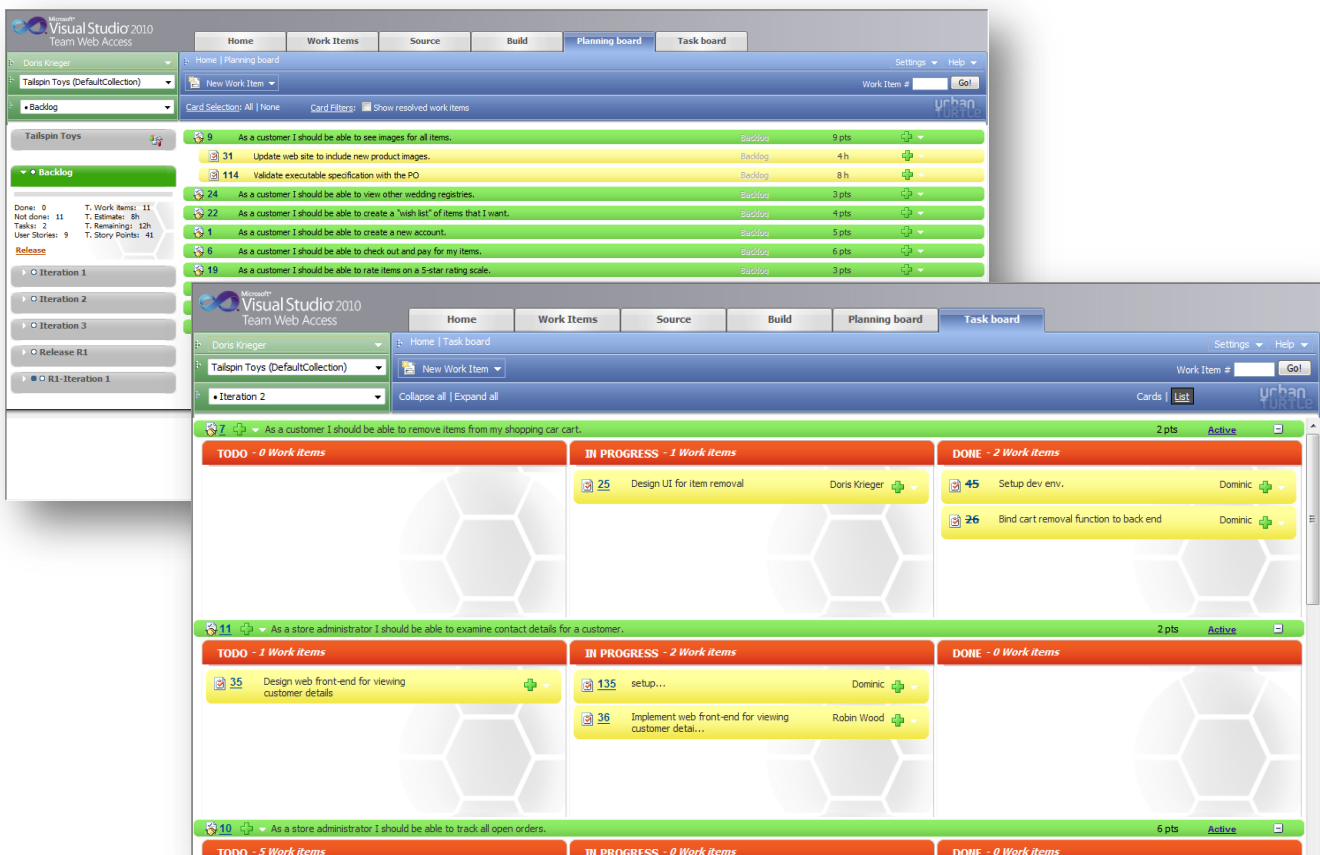


Table of contents

- 1. Prerequisites: What you need before installing Urban Turtle! 3**
 - 1.1 Software to be installed first 3
- 2. Installation of Urban Turtle: Let's start! 3**
 - 2.1 Download the installer of Urban Turtle (**UrbanTurtle-TFS2010-Setup-3.0.msi**) 3
 - 2.2 Run the installer you have just downloaded 3
 - 2.3 How to try Urban Turtle when installed 6
- 3. Support 6**

1. Prerequisites: What you need before installing Urban Turtle!

1.1 Software to be installed first

- Microsoft Visual Studio Team Foundation Server 2010 (TFS)



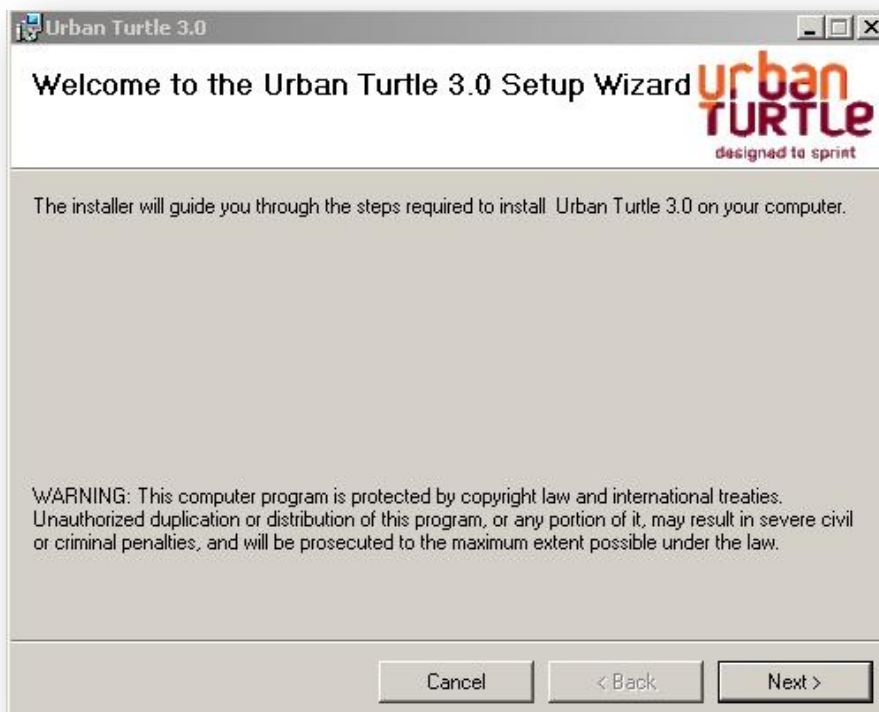
2. Installation of Urban Turtle: Let's start!

2.1 Download the installer of Urban Turtle (*UrbanTurtle-TFS2010-Setup-3.0.msi*)

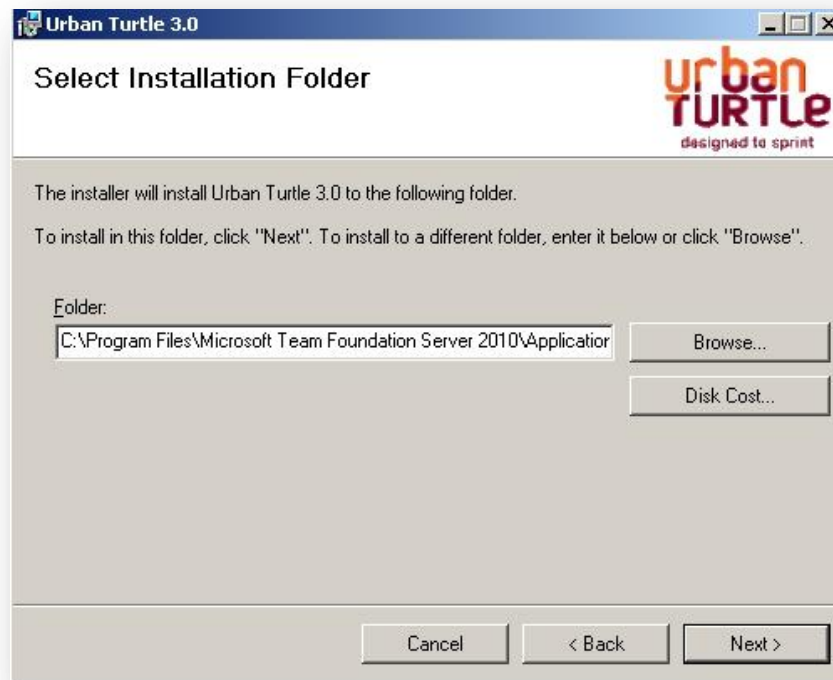
You can download the "[Urban Turtle 3.0 for Team Web Access 2010](#)" installer from the [Urban Turtle website](#).

2.2 Run the installer you have just downloaded

1. Remove any previous version of Urban Turtle with the **Add or Remove Programs** function of the control panel.
2. Double-click on the Microsoft installer of Urban Turtle (*UrbanTurtle-TFS2010-Setup-3.0.msi*). The following window is displayed:

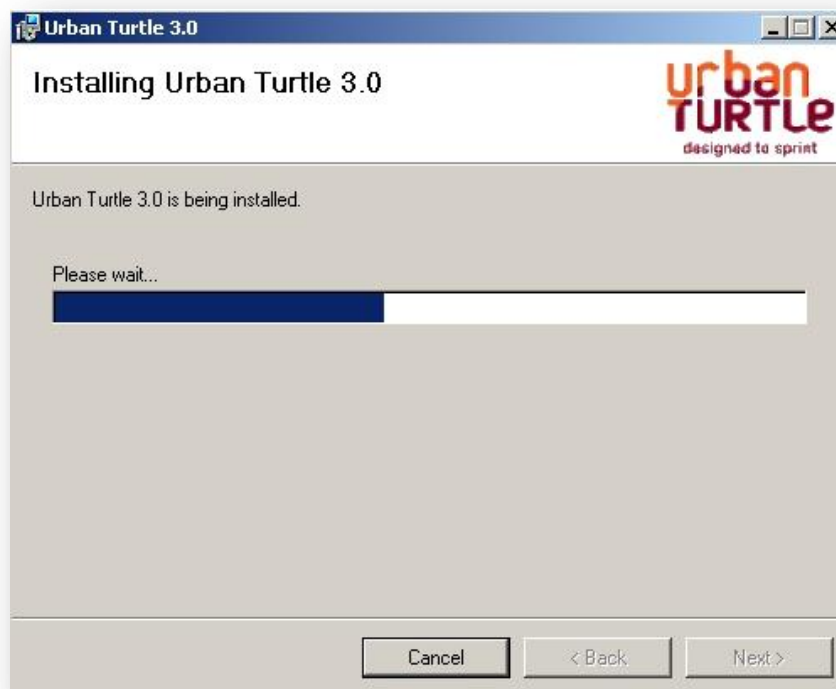


3. Click on the **Next** button. The following window is displayed:

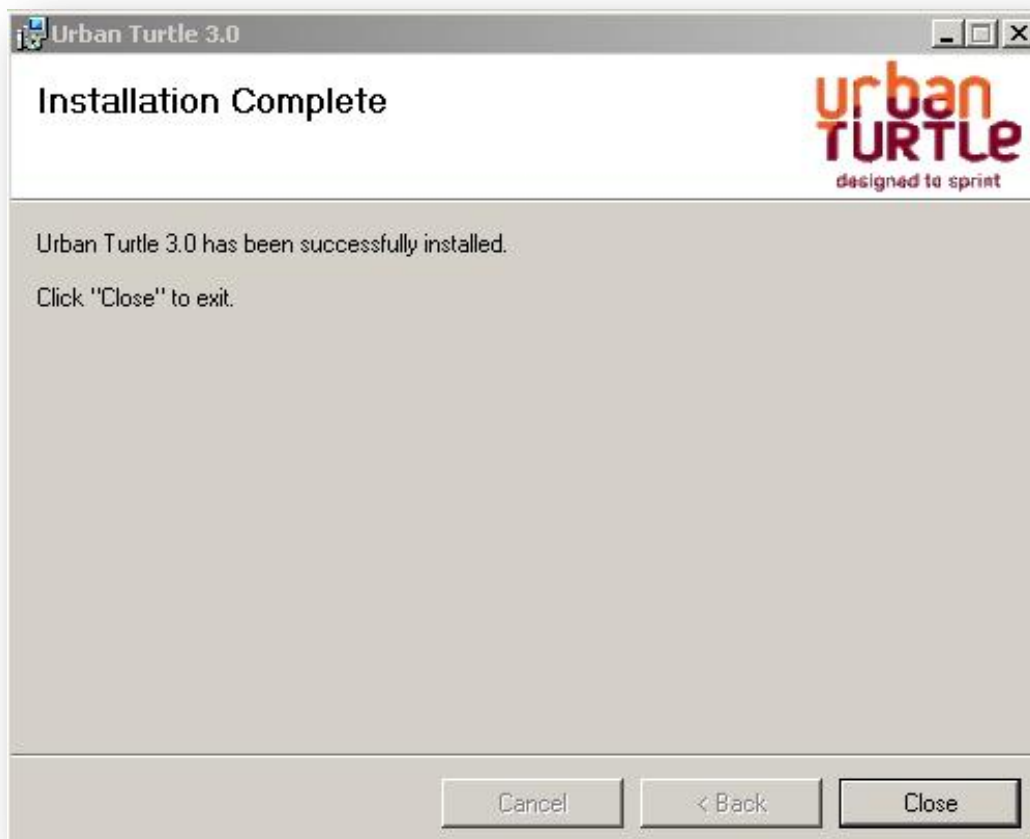


If the path of your Team System Web Access is different from the default path displayed, click on the **Browse** button, and select the path where your Team Web Access is installed (... \Microsoft Team Foundation Server 2010\Application Tier\Web Access\Web)

4. Once the path selected, click on the **Next** button. The following window is displayed:



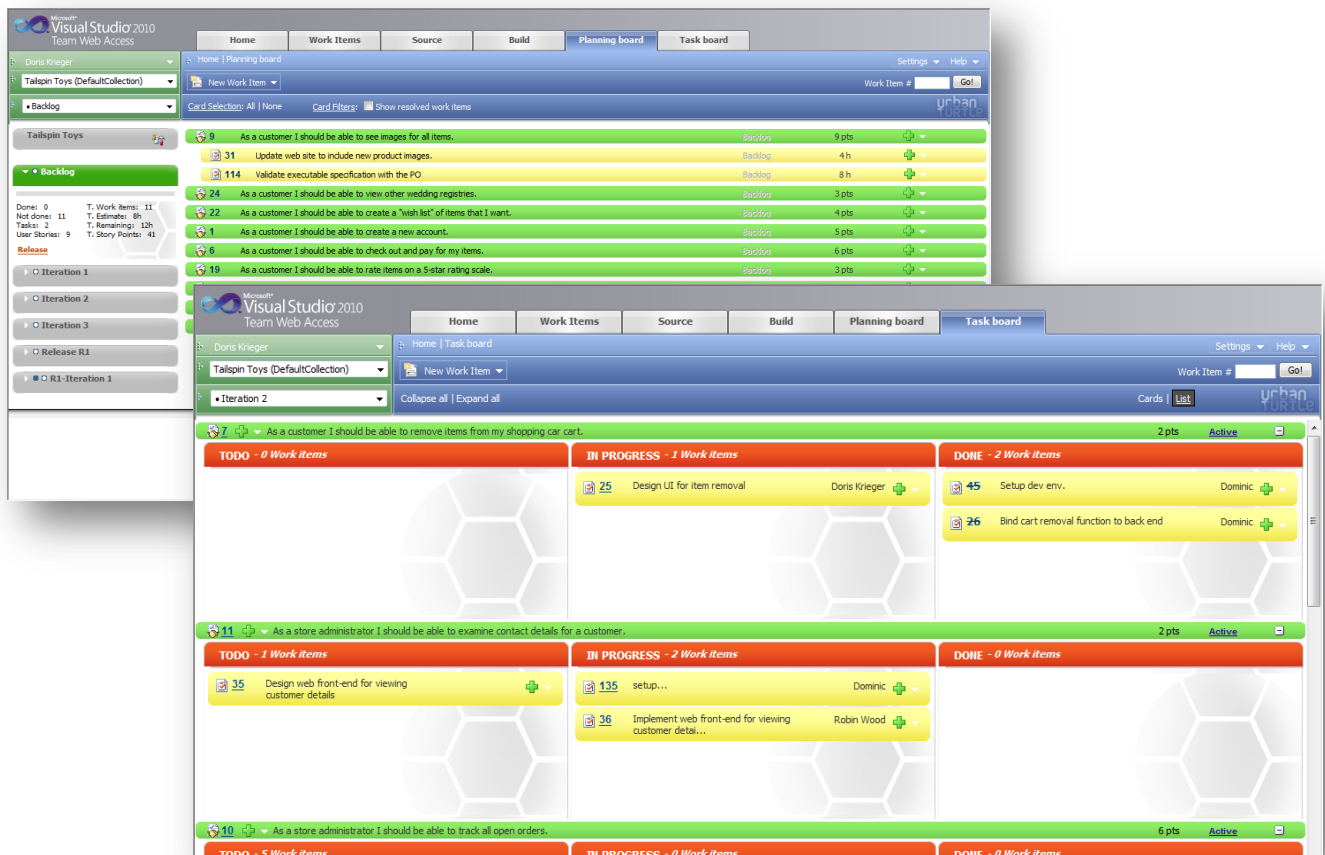
5. *At the end of the process, the following window is displayed:*



The plug-in is installed. You can now discover all Urban Turtle features on your Team Web Access 2010!

2.3 How to try Urban Turtle when installed

After installing Urban Turtle, open a browser to access Team Web Access 2010. Urban Turtle is accessible via the Planning board and Task board tabs. In order to use Urban Turtle, you need to get a licence key (Go to UrbanTurtle.com to get this licence key).



3. Support

If you need any assistance, do not hesitate to contact us!

- **Email:** urbanturtle@pyxix-tech.com
- **Our website:** www.UrbanTurtle.com
- **Phone:** (+1) 450.681.9094, ext. 305
- **Fax:** (+1) 450.681.5758
- **Toll free:** 1.888.681.9094